



Yamaha Intel Unite® Plugin Release Notes

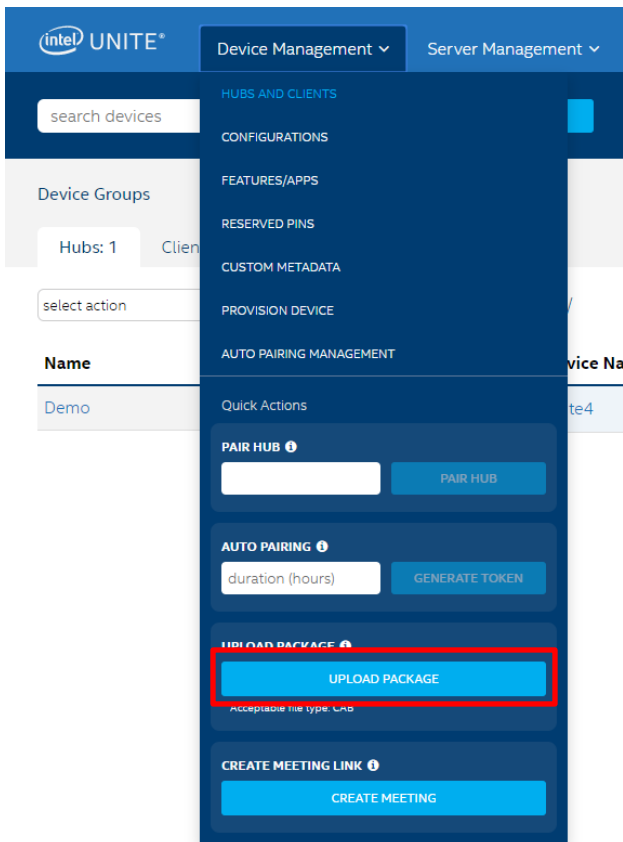
December 5, 2019

Yamaha Intel Unite® plugin release

Yamaha Intel Unite® plugin integrates audio and video control for CS-700 Video Sound Collaboration System and USB speakerphones with Intel Unite® solution. Users can control audio mute, volume and camera pan-tilt-zoom on Yamaha device installed in collaboration spaces from their Intel Unite® App remotely.

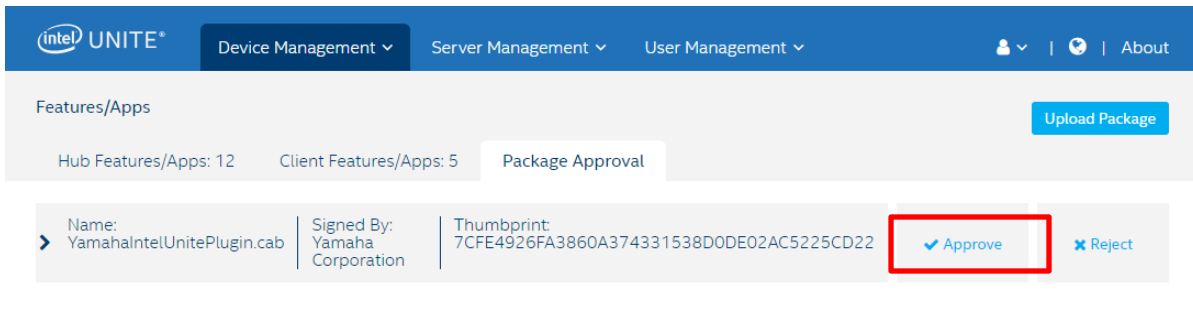
Plugin Installation

1. Download Yamaha Intel Unite® plugin from <https://info.uc.yamaha.com/intel-unite>
2. Access to your Intel Unite® Admin Portal
3. Upload the plugin file from "Device Management" -> "UPLOAD PACKAGE"

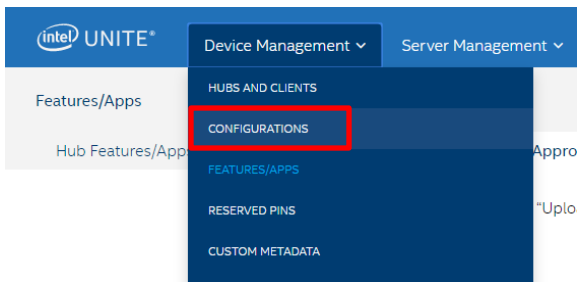




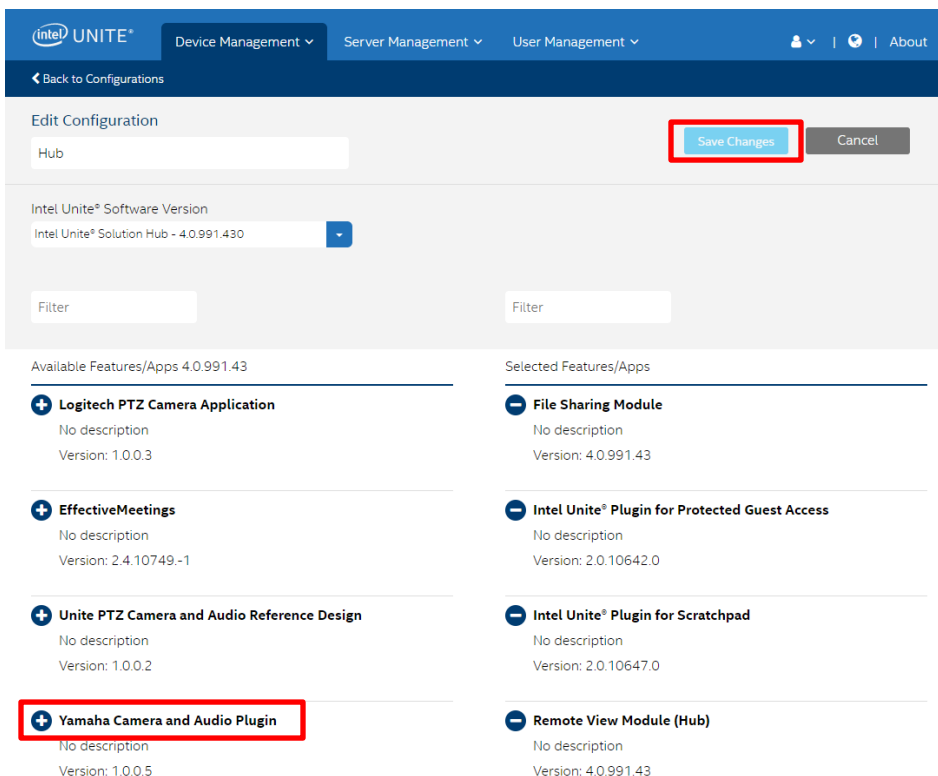
4. Approve YamahaIntelUnitePlugin.cab by clicking "Approve"



5. Go to "Device Management" -> "CONFIGURATIONS"

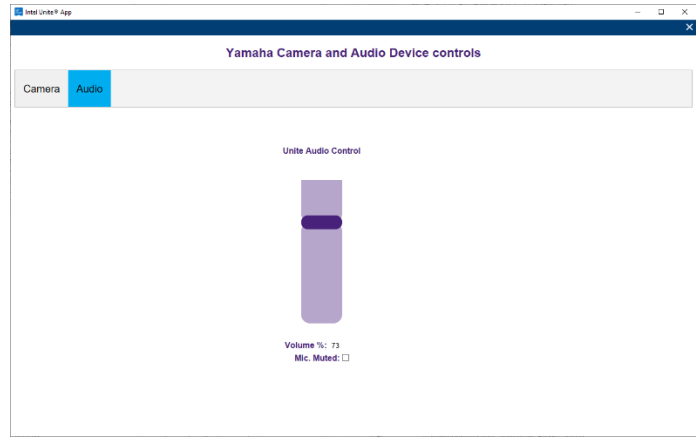
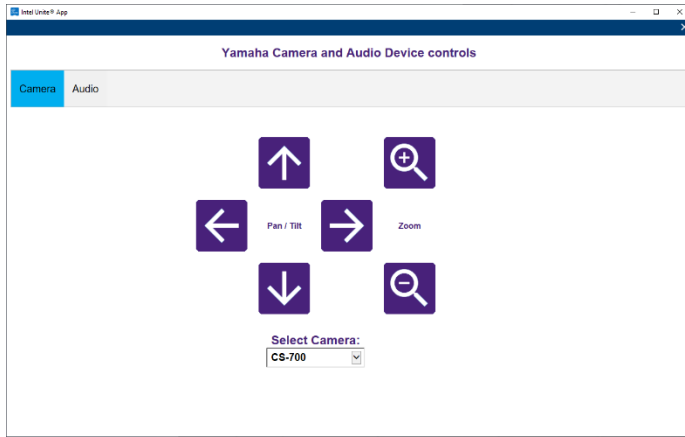


6. Click "Edit" in Hub Configurations then click "Yamaha Camera and Audio Plugin" to enable the plugin. Click "Save Changes" to store the configuration.





7. Access to the hub from Intel Unite® App. It can control camera pan-tilt-zoom, speaker volume and mic mute of Yamaha device connected to the hub.



Supported Devices

- YVC-1000 *
- YVC-1000MS *
- YVC-300
- YVC-330
- YVC-200 *
- CS-700

* YVC-1000, YVC-1000MS and YVC-200 may cause noise sound generation from their speaker when Intel Ultrasonic Join Plugin is used. Please disable Intel Ultrasonic Join Plugin from the admin portal to avoid this issue.